

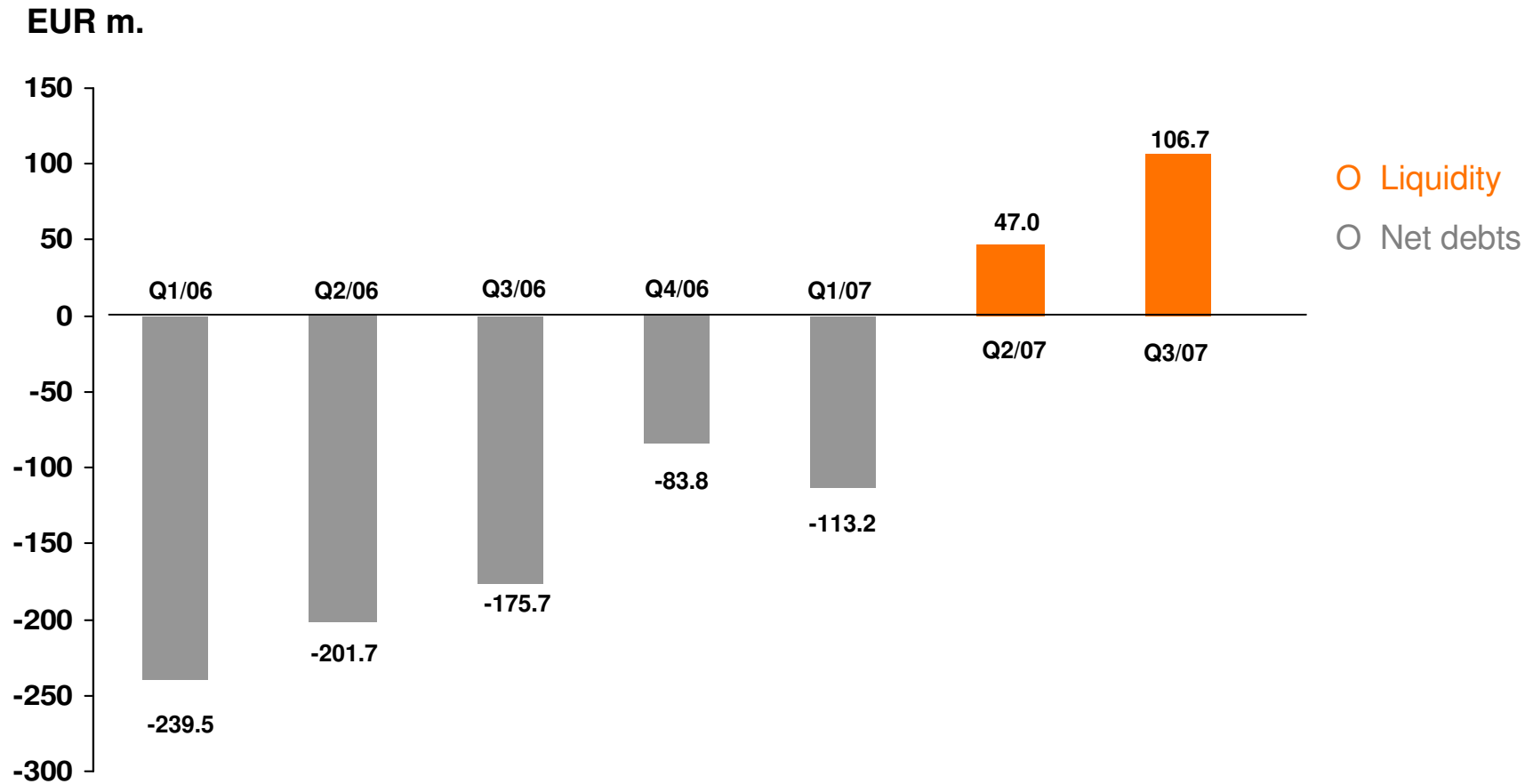
KUKA

Third Quarter 2007

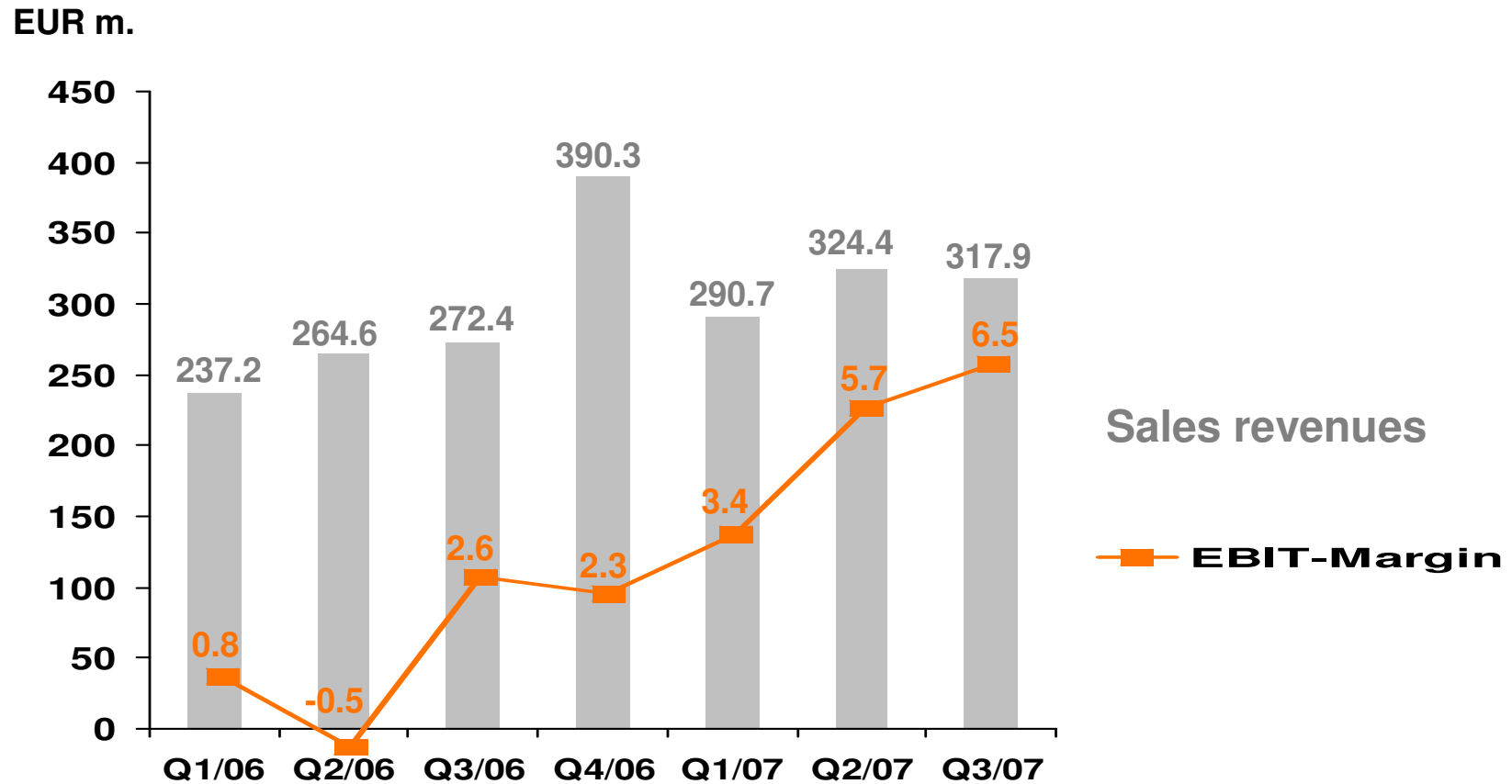
Charts for Conference Call | November 6, 2007



Constant Improvement of Liquidity



Constant Improvement of EBIT-Margin within 5 Quarters



Highlights Third Quarter 2007

- Order income and sales revenues of Robotics and Systems significantly above previous year

- EBIT-margin of 6.5 percent above previous year and expectations

- Equity ratio and net liquidity further improved

- Dynamic business development on the basis of solid financial structures



Key Figures Third Quarter 2007

EUR m.	Q3 / 2007	Q3 / 2006	Δ
Orders received	331.2	217.9	52.0 %
Order backlog	610.0	534.7	14.1 %
Sales revenues	317.9	272.4	16.7 %
EBIT	20.8	7.1	-
% of sales	6.5%	2.6%	-
Net after tax result	16.0	2.6	-
Equity ratio	25.4%	10.8%	-
Net cash / debt	106.7	-175.7	-



Key Figures 9 Months 2007

EUR m.	Q1-Q3 / 2007	Q1-Q3 / 2006	Δ
Orders received	1,056.1	877.6	20.3 %
Sales revenues	933.0	774.2	20.5 %
EBIT	49.1	7.6	-
% of sales	5.3 %	1.0 %	-
Net after tax result	96.8	-59.6	-

- Considerable growth of business volume
- EBIT-margin at 5.3 % for the first time



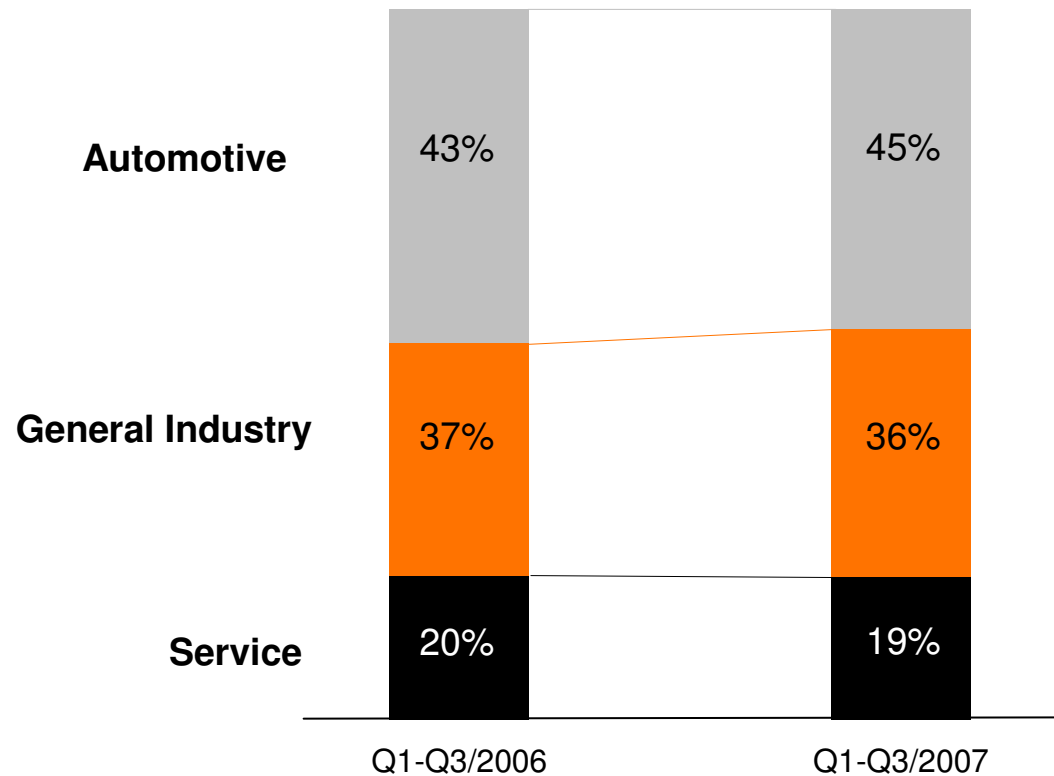
Key Figures Third Quarter 2007: Dynamic Development Continues

EUR m.	Q3 / 2007	Q3 / 2006	Δ
Orders received	97.9	83.2	17.7 %
Sales revenues	101.9	85.3	19.5 %
EBIT	8.2	4.0	105.0 %
% of sales	8.0%	4.7%	-
Employees (end of period)	2,001	1,745	14.7 %

- Considerable growth of business volume
- Operational result doubled



Percentage of Segments in Order Income Remain Nearly Unchanged



Key Figures Nine Months 2007

EUR m.	Q1-Q3 / 2007	Q1-Q3 / 2006	Δ
Orders received	324.1	271.1	19.5 %
Sales revenues	298.7	273.1	9.4 %
EBIT	23.3	14.2	64.1 %
% of sales	7.8 %	5.2 %	-
Employees (end of period)	2,001	1,745	14.7 %

- Strong order income from all three segments
- EBIT considerably higher than 2006



Key Figures Third Quarter: Considerably Better Earnings

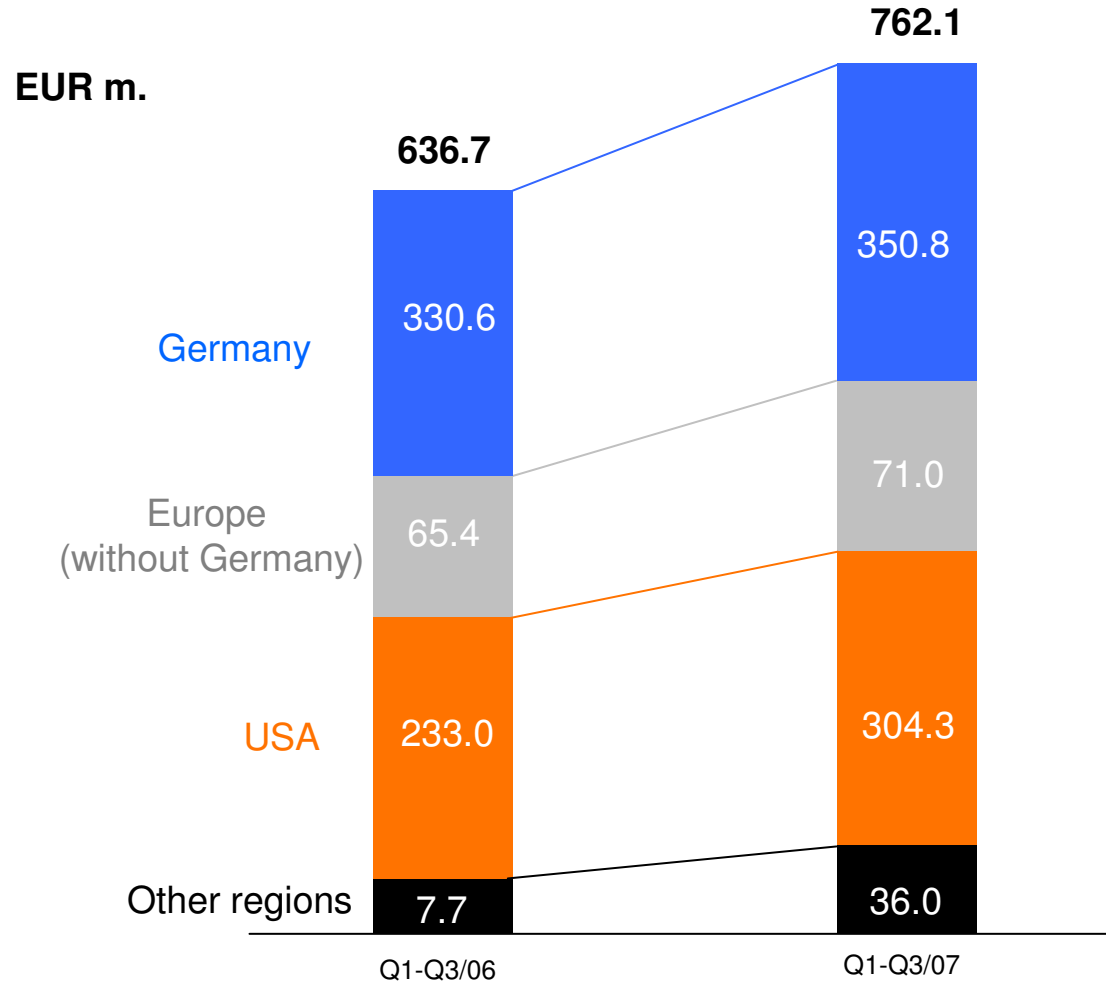
EUR m.	Q3 / 2007	Q3 / 2006	Δ
Orders received	242.3	146.8	65.1 %
Sales revenues	223.9	196.1	14.2 %
EBIT	9.6	6.3	-
% of sales	4.3%	3.2%	-
Employees (end of period)	3,682	3,433	7.3 %

□ Big order Daimler (E-Class)

□ EBIT further improved



Order Income – European Business Catches up



Key Figures Nine Months 2007

EUR m.	Q1-Q3 / 2007	Q1-Q3 / 2006	Δ
Orders received	762.1	636.7	19.7 %
Sales revenues	661.2	523.4	26.3 %
EBIT	24.3	1.4	-
% of sales	3.7 %	0.3 %	-
Employees (end of period)	3,682	3,433	7.3 %

- Considerable rise of volume
- EBIT back to former levels



The KUKA share

ISIN DE0006204407

Reuters IWKG.DE

Bloomberg IWK GY (Xetra)

Hubertus von Münchhausen

Head of Investor Relations

Phone +49 (821) 797-5325

Fax +49 (821) 797-5213

v.muenchhausen@kuka.com

For more detailed information on IWKA please refer to our web-page at

www.kuka-ag.de > Investor Relations



This presentation contains forward-looking statements based on current assumptions and forecasts made by KUKA Group management. Any forward-looking statements contained in this presentation represent our best judgment as to what will occur in the future. Various known and unknown risks, uncertainties and other factors could lead to material differences between the actual future results, financial situation, development or performance of the company and the estimates given here. The company assumes no liability whatsoever to update these forward-looking statements or to conform them to future events or development.

© Copyright 2007 – KUKA Aktiengesellschaft – All rights reserved.

